

# Twitter Spaces

---

# Twitter Spaces is where live audio conversations happen.

The conversation about you and your content is at its best on Twitter, and now you can Tweet and talk. Spaces unlocks conversations on Twitter with the depth and power only the human voice can bring. These ephemeral, live audio conversations allow for open, authentic, and unfiltered discussions, and there's a Space for any and every topic and conversation, from small and intimate to millions of listeners.



## Reach

Live Spaces appear at the top of the timeline, making it easy for people to join yours



## Control

It's your Space, so you get to decide who can speak and when

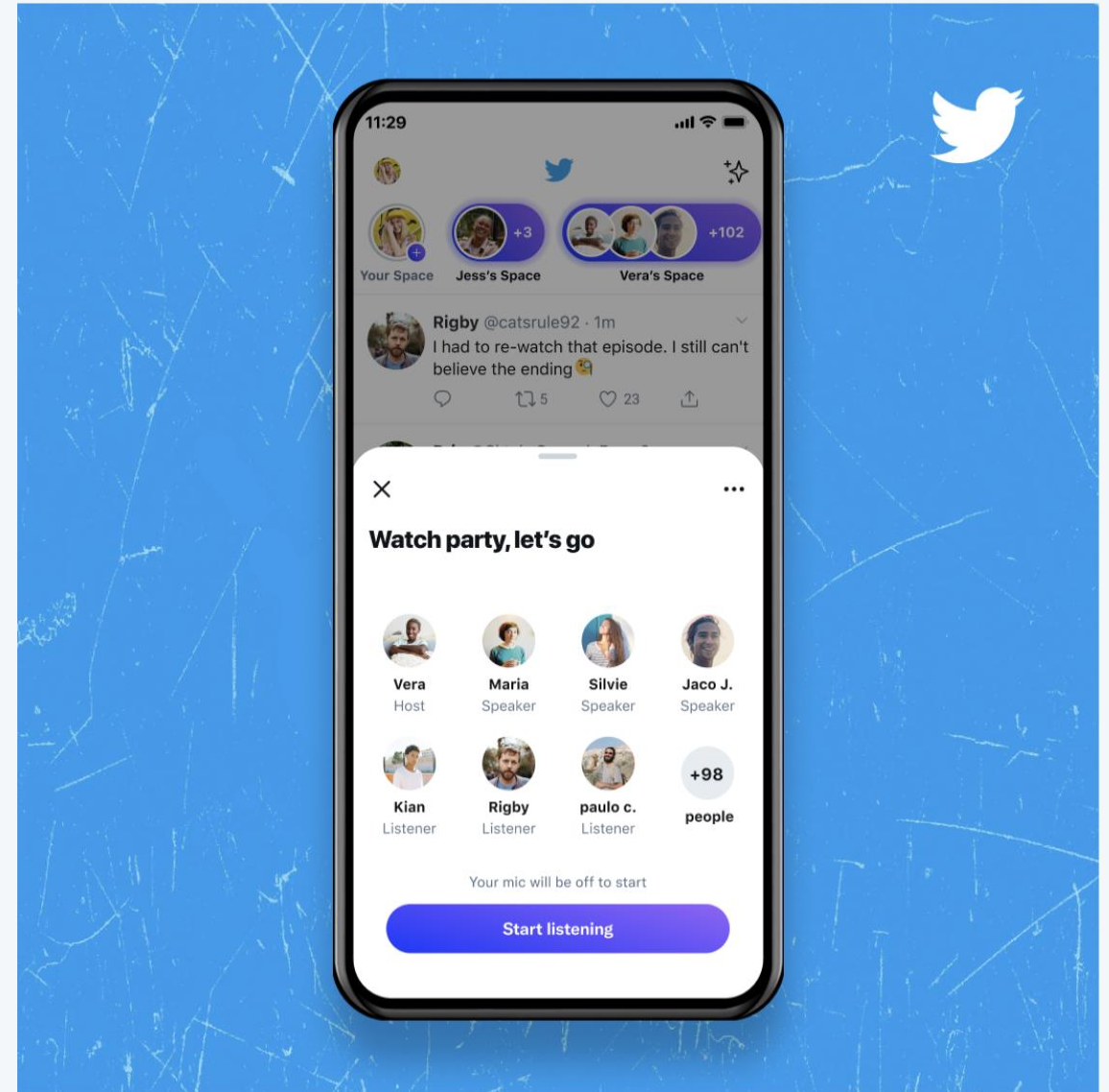


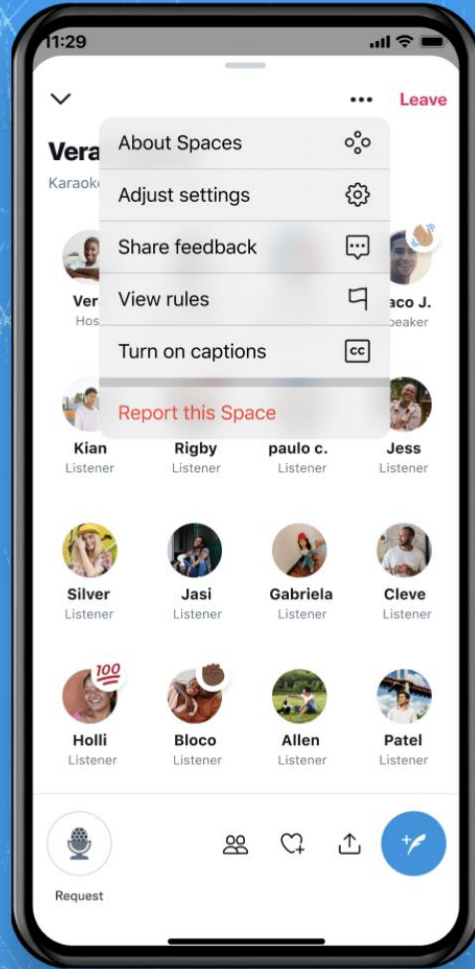
## Connect

Live audio conversations allow you to connect with your audience in a new way

# Live audio

No need to be camera-ready — Spaces are audio, giving you the freedom and flexibility to start a conversation at any time, from anywhere. From home, on location, or at a sports game or awards show, you can bring the power of your voice straight to your audience.





## Accessible and discoverable

At any point while hosting, listening, or speaking inside of a Space, you can tap the “Turn on captions” button, which will allow you to see live captions of any host or speakers who have consented to having their speech in Spaces captioned. Live Spaces appear highlighted in purple at the top of your followers’ timelines, making them easy to find and join, and you can assign up to three topics to a Space you host, to help make your Space more discoverable. We’re also testing out a Spaces tab (currently available in English and on iOS).

# Share the mic

When you host a Space, you have complete control over mic access. Spaces can include up to 11 speakers at any one time, and once a Space has started, listeners can request speaker access from within the Space. Hosts can invite up to two co-hosts to help moderate the conversation, and hosts can also utilize safety tools to remove or block accounts.

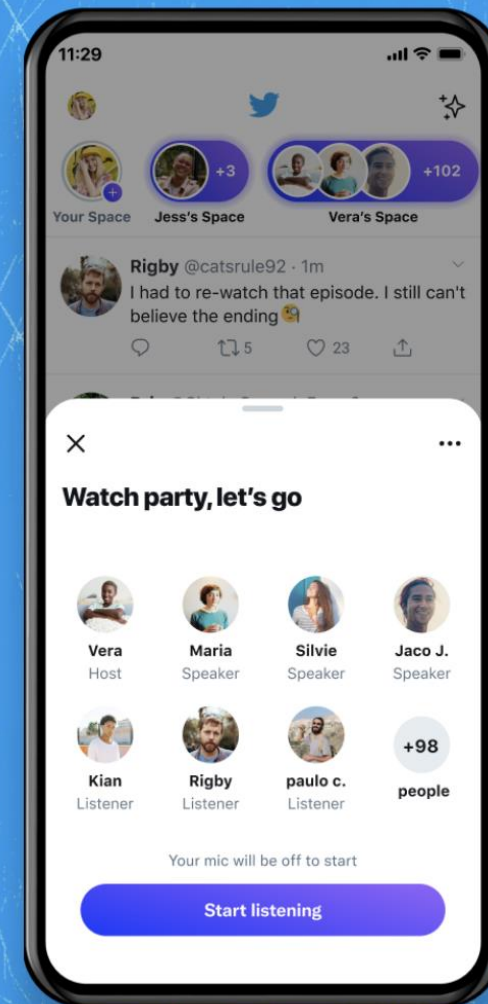


## How to join a Space

Spaces are public and you can join one in one of three ways. Each Space has a public link that a host or listener can include in a Tweet, or share via a Direct Message. Live Spaces featuring a speaker or host you follow will also appear at the top of your timeline, highlighted in purple.

## How to host a Space

To start a Space, long-press the compose button on your Home timeline, then select the cluster of dots icon. Your mic will be off when you first create your Space — tap Start your Space once you're ready to begin speaking.



# Spaces controls and icons



**Mic controls:** Use this button to request to speak or mute/unmute yourself



**Settings:** Access to features such as captioning, sharing feedback, and adjusting more settings



**Manage Speakers:** Accept requests, manage guests, etc.



**Emoji reactions:** Select from a number of emojis to silently react to the conversation



**Share:** Options for sharing your Space via link, Direct Message, or Tweet

# Further Information

<https://help.twitter.com/en/using-twitter/spaces>